

Fig.13 Influence of bed temperature on gas concentrations profiles at two different cross sections. ($H_b=100mm$, $\dot{m}_a=810kg/h.m^2$ & $\phi=0.9$)

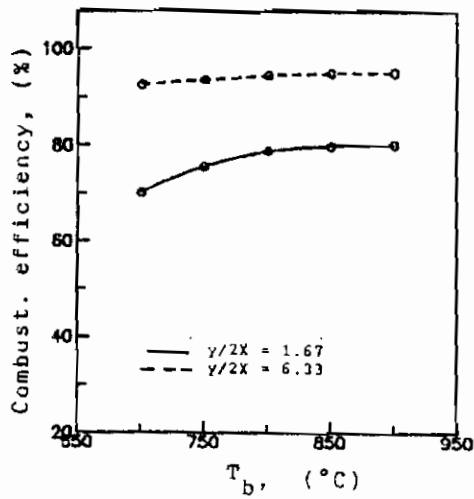


Fig.14 Influence of bed temperature on combustion efficiency. ($H_b=100mm$, $\dot{m}_a=810kg/h.m^2$ & $\phi=0.9$)

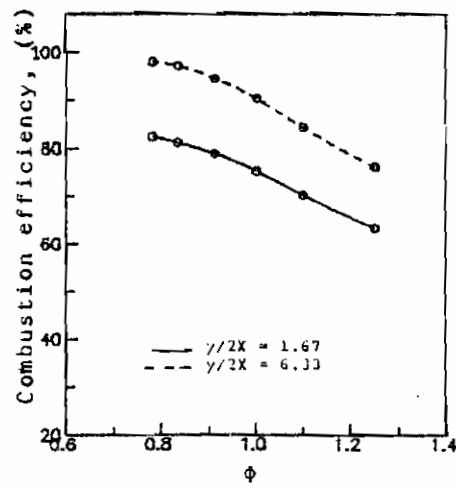
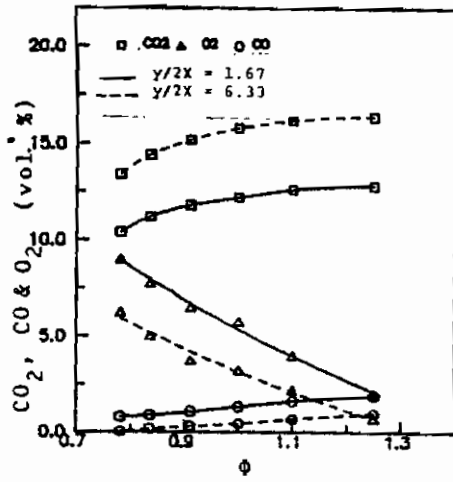
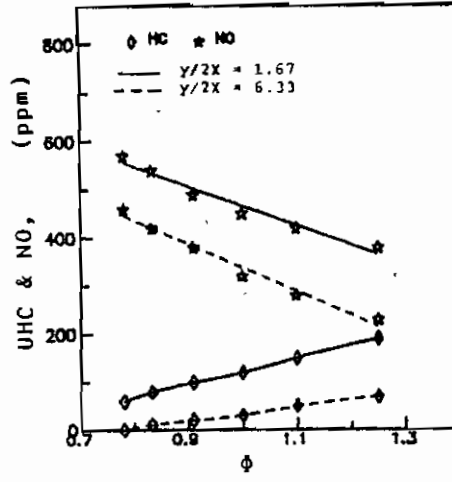


Fig.15 Influence of equivalence ratio on combustion efficiency. ($H_b=100mm$, $T_b=800^{\circ}C$ & $\dot{m}_a=810kg/h.m^2$)

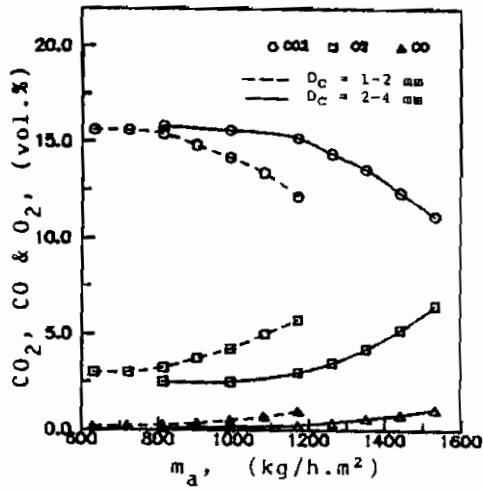


(a) CO_2 , CO & O_2

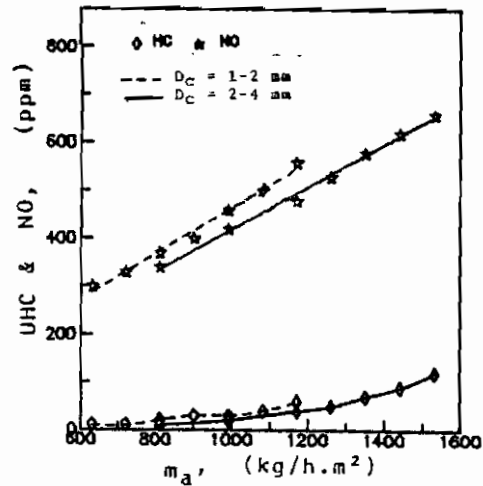


(b) UHC & NO

Fig. 16 Influence of equivalence ratio on gas concentrations profiles at two different cross sections. ($H_b=100\text{mm}$, $T_b=800^\circ\text{C}$ & $\dot{m}_a=810\text{kg/h.m}^2$)



(a) CO_2 , CO & O_2



(b) UHC & NO

Fig. 17 Influence of coal grain size on gas concentrations profiles at two different cross sections. ($H_b = 100 \text{ mm}$, $T_b = 800^\circ\text{C}$, $\dot{m}_a = 810\text{kg/h.m}^2$ & $\phi = 0.9$).

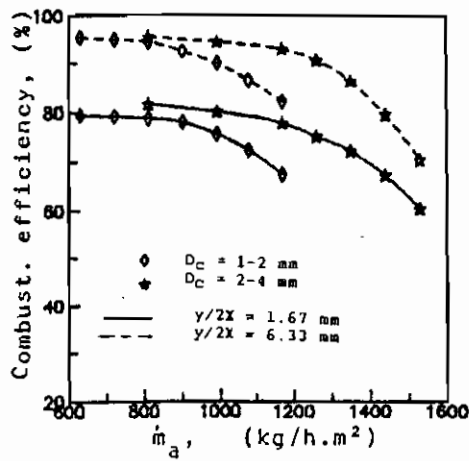


Fig. 18 Influence of coal grain size on combustion efficiency. ($H_b = 100$ mm, $T_b = 800^\circ\text{C}$, $\dot{m}_a = 810$ kg/h.m² & $\phi = 0.9$).

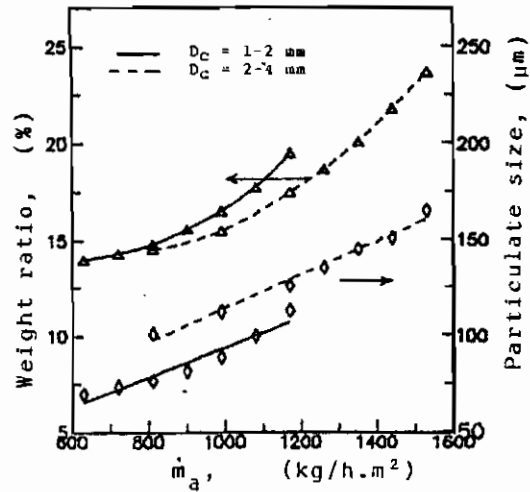


Fig. 19 Influence of coal grain size on weight ratio and mean diameter of collected particulates ($H_b = 100$ mm, $T_b = 800^\circ\text{C}$, $\dot{m}_a = 810$ kg/h.m² & $\phi = 0.9$).

4. CONCLUSIONS

Based on the obtained results, the following conclusions may be drawn:

1. Temperature profiles in the fluidized bed zone is approximately uniform. Also, profiles of species concentrations of flue gases at the upstream of the freeboard zone are nearly uniform. This is due to the intensive mixing of the bed particles in the fluidized bed zone.
2. The freeboard height is an important parameter for coal complete combustion and for the reduction of CO, NO and UHC emissions.
3. The combustion efficiency records a good improvement with increase of bed height, decrease of equivalence ratio and with relatively larger coal grain size. Whereas, it has a significant drop with higher air flow rates. Increasing of bed temperature has a slight improvement on combustion efficiency.
4. Increasing of available gas residence time within the fluidized bed or the freeboard zone is an important parameter to improve combustion efficiency and to reduce emissions rates.
5. The largest loss of carbon is caused by the elutriation of combustible particles in the fluidized bed.
6. NO emission can be controlled by increasing each of bed height and equivalence ratio and by decreasing each of fluidization velocity and bed temperature.

REFERENCES

1. Beér, J. M., The Fluidized Combustion of Coal, 16th Symp. (Int.) on Combust., The Combust. Inst., (1977), p. 439.
2. Howard, J. R., Fluidized Bed Combustion and Application, Text Book, Applied Science, London, 1983.
3. Hainley, D. C., Sulaiman, M. H., Yavuzkurt, S. and Scaroni, A. M., Operating Experience with a Fluidized Bed Test Combustor, Trans. of the ASME, Vol. 109, June 1987, p. 58.
4. Raiko, R., Combustion of Milled Peat in a Fluidized Bed, Heat and Mass Transfer in Fixed and Fluidized Beds, Van Sawaaij, W. P. M. and Afgan, A. H., (eds.), 1986, p. 503.
5. Shafey, H. M., Fan, L. T., Abdellatif, A. A., Huzayyin, A. S. and Taha, I. M. S., Clean Heat and Power Generation and Energy Saving Using Fluidized Bed Technology, Energy Research Project, Grant FRCU 830216, Egyptian-American Linkage Projects, Assiut Univ. Periodicals, No. 6, 1986.
6. Bhattacharya, S. C., Alikhani, Z. and Shah, N., Fluidized Bed Combustion of Puddy Hask, Renewable Energy Cources, International Progress, Part B, 1984, p. 113.
7. Saleh, E. N. and Majid H. M., Burning of Rice Hask in Fluidized Bed, The Sixth ICMPE, Menofia Univ., Vol 3., Sept. 1986.
8. Annamalai, K., Ibrahim, M. Y. and Sweeten, J. M., Experimental Studies on Combustion of Cattle Manure in a Fluidized Bed Combustor, Journal of nergy Resources Tech., Vol. 109, June 1987, p. 49.
9. Gibbs, B. M., Pereira, F. J. and Beer, J. M., Coal Combustion and NO Formation in an Experimental Fluidized Bed, Institute of Fuel Symp. Series No. 1., Fluidized Combustion Paper No. D6, 1975.
10. Gibbs, B., M., Pereira, F., J. and Beer, J. M., The Influence of Air Staging on the NO Emission from a Fluidized Bed Coal Combustor, 16th Symp. (Int.) on Combust., 1977, p. 461.
11. Martin, A. E., Emission Control Technology for Industrial Boilers, Text Book, Noyas Data Co-operation, 1981, p. 336.
12. Okasha, F. M., Combustion Characteristics of Coal in a Fluidized Bed, M. Sc. Thesis, Mansoura University, (1989).
13. Culp., A. W., Principles of Energy Conversion, Text Book, McGraw Hill Ltd., 1979, p. 109.
14. Sarofim, A. F. and Beer, J. M., Modelling of Fluidized Bed Combustion, 17th Symp. (Int.) on Combust., The Combust. Inst., 1979, p. 189.
15. Jonke, A. A., Reduction of Atmospheric Pollution by the Application of Fluidized Bed Combustion, ANL/ES-CEN, Report No. 1004, 1970.
16. Pereira, F. J., NOx Emissions From Fluidized Bed Combustor, 15th Symp. (Int.) on Combust. The Combust. Inst., 1975, p. 1149.
17. Skopp, A., Studies of the Fluidized Lime Bed Combustion Desulfurization System, Final Report, Prepared by ESSO Reasearch and Engineering Co., for the U.S. Environmental Protection Agency, 1971, p. 210.